



6W Emergency LED Driver
FirstLink Compatible for Automated Testing and Reporting
 ABCConnect Equipped (No Enable Connector)
 Metal IP65 Test Switch/Indicator Light (bi-color)



Project: _____
 Location: _____
 Cat.No: _____
 Type: _____
 Qty: _____
 Notes: _____

Product order number: BSL06T3UAK55PKFLI2
12NC number: 913702492901

Specifications

Regulatory Certifications

Listed to UL924 and tested to CSA 22.2 No. 141
 Field or Factory Installation (Indoor and Damp)
 Output Class 2 Compliant
 Input CEC Title 20 Compliant

Illumination Time

90 Minutes

Initial Light Output

Up to 900 lumens¹

Full Warranty

5 Years (NOT pro-rata)

Universal Input Voltage

120-277 VAC, 50/60 Hz

Input Current

60 mA max

Output Voltage

15 - 54 VDC

Output Power

6.0 W initial (regulated)

Battery

High-Temperature, Maintenance-Free
 Lithium Ion Battery

Recharge Time

24 Hours

Wireless range²

40' (typical minimum)
 80' (line of sight)

FirstLink Node Power Supply

60 mA (max), 52mA (guaranteed)
 UL insulation system 130B, Class 2 per UL 1310

Test Switch / Charging Indicator Light

Two-Wire, Bi-Color Illuminated Test Switch³
 IP65 rated for ingress protection to dust and water jets
 UL 2043 plenum rated test switch cable assembly

Temperature Rating

Ambient: 0°C to +55°C (32°F to 131°F)
 Case: Tc (max): 63°C

Surge Rating

NEMA/ANSI C82.77-5-2017 100kHz Ring Wave
 (w/t 30Ω)
 >2.5kV Differential (L-N)
 >2.5kV Common (L-G, N-G, L&N-G)

Dimensions

14.17" x 1.18" x 1.0" (360 mm x 30 mm x 25.4 mm)
 Mounting Center 13.78" (350 mm)

Weight

0.95 lbs (0.43 kg)

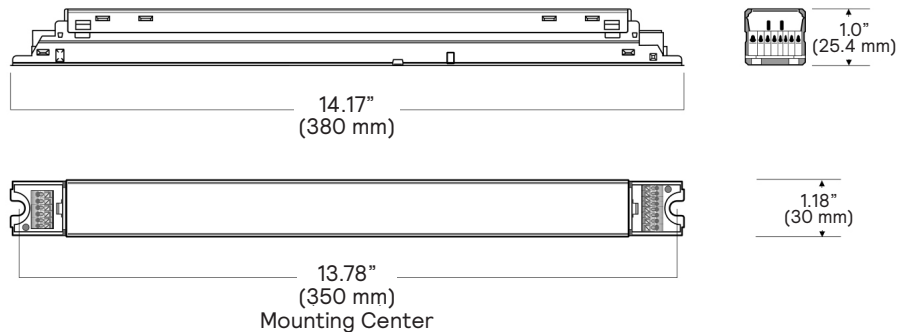
1 - Based on a min efficacy of 150 lumens/watt at load output power.
 2 - Wireless range can be impacted by many factors, which must be taken into account during the system design.
 3 - The bi-color illuminated test switch is a Class 2 device.

Benefits:

- Compact design for space-limited linear LED applications
- FirstLink compatible for automated testing and reporting when used with communication node in bracket provided
- Equipped with ABCConnect to eliminate the need for the emergency enable connector
- New plenum rated metal test switch cable assembly with bi-color indicator light
- Meets Title 20 CEC (California Energy Commission) efficiency standards
- Controlled power for predictable discharge
- Poke-in wiring connections for simplified installation

Dimensions

14.17" x 1.18" x 1.0" (mounting center - 13.78")



Dim.	Tolerance
L	± 0.02" (0.5 mm)
W	± 0.02" (0.5 mm)
H	+ 0.1" (2.5 mm)

Additional drawings on page 3

BSL06T3FL

FirstLink Connected Emergency LED driver



FirstLink

The BSL06T3FL is equipped with FirstLink connectivity. FirstLink makes testing and reporting the status of a facility's emergency lighting system quick and easy. The FirstLink application enables the interconnection of FirstLink compatible exit signs, unit equipment, and emergency drivers and allows for the collection of product test results, the collation of that data into reports, and additional controls over the devices. For full details on what FirstLink and the FirstLink application can do, please see the FirstLink Application Guide.

The FirstLink app is initially available for iOS smart phones and can be found on the Apple app store. The FirstLink app for Android devices is soon to follow.

Application

The BSL06T3FL is UL Listed for factory or field installation and allows the same LED luminaire to be used for normal and emergency operation. The emergency LED driver works in conjunction with an AC LED driver that has an output current not to exceed 5.0 A to convert new or existing LED fixtures into emergency lighting. The emergency driver consists of a high-temperature maintenance free lithium ion battery, charger, and electronic circuitry contained in one metal enclosure. The BSL06T3FL is capable of delivering an initial minimum power of 6 watts to an LED load (15-54 VDC) for a minimum of 90 minutes. If used in an emergency-only fixture, no AC driver is necessary. The BSL06T3FL is suitable for indoor and damp locations, and for installation in sealed and gasketed fixtures, including fixtures rated for wet locations. For more information about specific LED and AC driver compatibility, please contact Technical Support.

Operation

When AC power fails, the BSL06T3FL immediately switches to the emergency mode, operating the LEDs at a reduced lumen output for a minimum of 90 minutes. When AC power is restored, the emergency driver automatically returns to the charging mode. During automated testing, the BSL06T3FL simulates an AC power outage. This causes the emergency driver to switch to emergency mode and conduct a discharge test to monitor battery voltage and the LED's operation. If the BSL06T3FL detects a problem, the status indicator light flashes. When testing is complete, the BSL06T3FL returns to the charging mode. The BSL06T3FL automatically tests emergency lighting for 30 seconds once a month and 90 minutes once a year.

ABConnect (Automatic Bodine Connect) simplifies shipping, storage, installation, and commissioning of the emergency lighting luminaire. It allows for the luminaire to be installed and made ready for use without needing to reopen the luminaire when AC power is available, also avoiding unnecessary drain on the battery. Once activated, the product can also be manually disabled, allowing the product or the luminaire to be safely stored for extended periods of time. In the situation where the user manually

deactivates the emergency operation for shipping or storing product via the test switch, the Automatic Bodine Connect feature reactivates power when the driver senses that AC current is applied. This feature saves time, labor and the potential to overlook the converter connector step. This reduces the possibility of inadvertently discharging the battery prior to installation, whether in transit or storage.

Installation

The BSL06T3FL does not affect normal fixture operation and may be used with either a switched or unswitched fixture. If a switched fixture is used, an unswitched hot lead must be connected to the emergency driver. The emergency driver must be fed from the same branch circuit as the AC driver. Installation is not recommended with fixtures where the ambient temperature may fall below 0°C. The bi-color illuminated test switch is a Class 2 device. It may be remotely mounted up to 100 ft. from the BSL06T3FL emergency driver.

Code Compliance

The BSL06T3FL complies with Part 15 of the FCC Regulations and meets CEC Title 20 (California Energy Commission) battery charging efficiency regulations. The emergency driver shall be UL924 Listed for factory or field installation in the USA or Canada. Output LED load and test switch connections are all rated Class 2 per UL1310.

Emergency Illumination

The BSL06T3FL shall be capable of delivering up to 6 watts of power to an LED load (15-54 VDC) for a minimum of 90 minutes.

Specification

Emergency lighting shall be provided by using an LED fixture equipped with a Bodine FirstLink BSL06T3FL connected and self-testing/self-diagnostic emergency driver. Electronic circuitry shall be self-testing in design and automatically test emergency lighting for a minimum of 30 seconds every 28 days and 90 minutes once a year. This Bodine FirstLink connected compatible emergency

LED driver shall be capable of being configured into a group with other Bodine FirstLink compatible emergency lighting products through the Bodine FirstLink app facilitating automatic, maintenance-free testing and reporting. This emergency driver shall consist of a high-temperature maintenance-free lithium ion battery, charger, and other electronic circuitry contained in one metal enclosure. A bi-color illuminated test switch shall be supplied with the installation hardware.

The BSL06T3FL is capable of delivering an initial minimum power of 6 watts to an LED load (15-54 VDC) for a minimum of 90 minutes. The BSL06T3FL is suitable for indoor and damp locations, and for installation in sealed and gasketed fixtures, including fixtures rated for wet locations. The BSL06T3FL shall have a maximum input current of 60 mA and shall comply with emergency standards set forth by the current NEC. This device complies with Part 15 of the FCC Rules and meets CEC Title 20 (California Energy Commission) efficiency standards. The BSL06T3FL shall be UL Listed for factory or field installation.

Limited Warranty

Model BSL06T3FL is warranted for five (5) full years from date of manufacture. Please see detailed warranty information on our website.

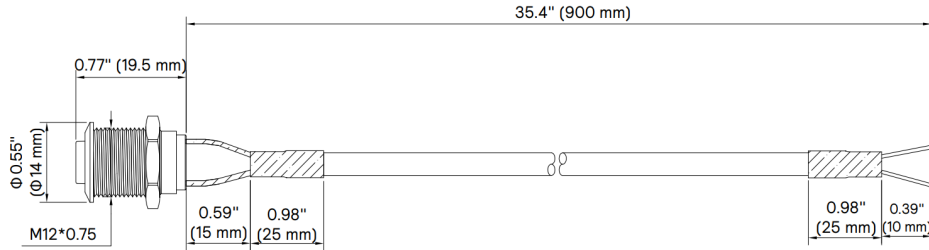
BSL06T3FL

FirstLink Connected Emergency LED driver

Additional Drawings


Metal Bi-Color Test Switch with Plenum Rated Cable

Note: Required hole size is 0.50" (12.5 mm).



Communication node and test switch/indicator light bracket.

Note: Requires 1.75" hole for proper mounting in ceiling tile or plaster ceiling.



Ordering Guide

example: BSL06T3UAK55PKFLI2

Product Category	Watts	Case	Input Voltage	Output Voltage	Temperature		Type/Harness	Special Features	Packaging	Generation
BSL	06	T3	U	A	K	55	PK	FL	I	2
BSL Bodine Solid State Lighting	06	T3 (see page 1 for case dimensions)	U 120-277V	A 15-54V	K Min. Temp 0° C	55 Max. Temp 55° C	PK Poke-in terminals	FL FirstLink	I Individual pack	2

Lithium Battery Shipping Regulations

To comply with IATA provisions for air transporting lithium batteries, and for general information on shipping Li-ion batteries, please visit <https://www.iata.org/en/programs/cargo/dgr/lithium-batteries/>.

To view a Classification Flowchart for package marking requirements, please visit <https://www.iata.org/contentassets/05e6d8742b0047259bf3a700bc9d42b9/lithium-battery-guidance-document.pdf>. Scroll to the Classification Flowchart on Page 7 of the 2023 version of this document. The BSL06T3FL battery cell capacity is less than 20Wh, and the battery pack capacity is less than 100 Wh.



© 2023 Signify Holding. All rights reserved. The information provided herein is subject to change, without notice. Signify does not give any representation or warranty as to the accuracy or completeness of the information included herein and shall not be liable for any action in reliance thereon. The information presented in this document is not intended as any commercial offer and does not form part of any quotation or contract, unless otherwise agreed by Signify.

Signify North America Corporation
400 Crossing Blvd, Suite 600
Bridgewater, NJ 08807
Telephone: 855-486-2216

Signify Canada Ltd.
281 Hillmount Road,
Markham, ON, Canada L6C 2S3
Telephone: 800-668-9008

All trademarks are owned by Signify Holding or their respective owners.