

bodine

Auxiliary Power

Generator Products

GTD20A



Project: _____
Location: _____
Cat.No: _____
Type: _____
Lamps: _____ Qty: _____
Notes: _____

Branch Circuit Emergency Lighting
Transfer Switch (BCELTS)

Switch Bypass Device (Automatic Load
Control Relay, ALCR)

First Dual Listed Emergency Lighting
Control Device for UL 1008 and UL 924

Universal Input

Product order number: GTD20AM
12NC: 913710855502

Specifications

UL Listed for US and Canada under UL 924

UL Listed for the US under UL 1008

Full Warranty

5 Years (NOT pro-rata)

Universal Input Voltage

120 Through 277 VAC, 50/60 Hz

AC Input Current

45 mA
(Sensing Circuit Only)

AC Input Power Rating

4.0 Watts
(Sensing Circuit Only)

Approved Lighting Loads

Any Type

Lighting Load Rating

20 A Maximum

Transfer Time

55ms

Temperature Rating (Ambient)

-20°C to +55°C (-4°F to +131°F)

Dimensions

9" x 6" x 3.5" (229 mm x 152 mm x 89 mm)
Mounting 8.5" x 2.5" (216 mm x 63.5 mm)

Weight

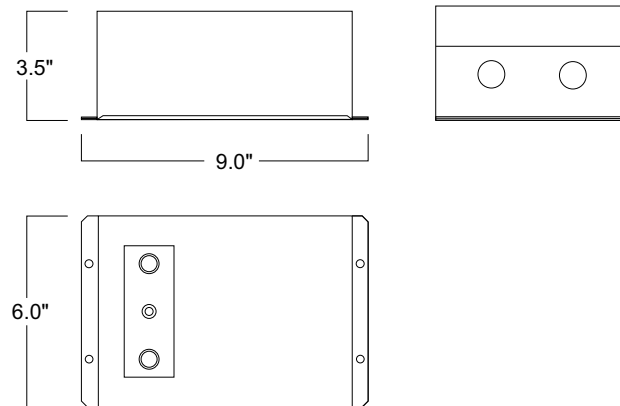
5 lbs. (2.3 kg)

Benefits:

- Allows generator supplied emergency lighting regardless of wall switch position
- Energy costs savings benefits by eliminating constant night lighting
- Can be used with most incandescent, fluorescent and LED lighting
- Can be used as either a branch circuit emergency lighting transfer switch (BCELTS) or switch bypass (ALCR)

Dimensions

9.0" x 6.0" x 3.5"



GTD20A Lighting relay control device

Application

The GTD20A works in conjunction with an auxiliary generator or central inverter system to power designated lighting loads up to 20 amps regardless of local switch position. The device consists of relay switching circuitry in a single, wall-mountable enclosure. The GTD20A senses the loss of normal power and, in response, switches the lighting load to a designated emergency power source. The device can be used to: (1) transfer a lighting load from normal power to generator or central inverter system power when normal power is lost; (2) bypass a wall switch to allow generator- or central inverter system-supplied lighting loads to energize when normal power is lost; (3) bypass a dimming panel and prevent backfeed to allow lighting to energize at full brightness when normal power is lost; and (4) bypass most dimming controls using an auxiliary relay contact. The GTD20A includes three dry form C contacts, which allows the user a wide variety of wiring options. For additional applications and information, contact the factory. The GTD20A is suitable for use in indoor and damp locations.

Operation

The GTD20A senses the loss of normal power and switches the lighting load, connecting it to an emergency lighting circuit. No routine maintenance is required to keep the GTD20A functional; however, like other life safety unit equipment, it should be checked periodically to ensure that it is working properly.

Installation

The GTD20A does not affect normal fixture operation and comes fully assembled for immediate installation. In addition to available wiring, the device requires a direct, unswitched connection to a normal power circuit and, depending on the application, an unswitched connection to a generator-supplied or central inverter system-supplied emergency panel. See diagrams above for typical installations.

UL and Code Compliance

The GTD20A has been tested by Underwriters Laboratories in accordance with standards set forth in UL 1008 for Automatic Transfer Switches (BCELTS) and UL 924 for Emergency Lighting Switch Bypass Devices (ALCRs). The GTD20A also complies with the requirements set forth in the CSA C22.2 No.141 standard for emergency lighting equipment. The GTD20A is UL Listed for field installation.

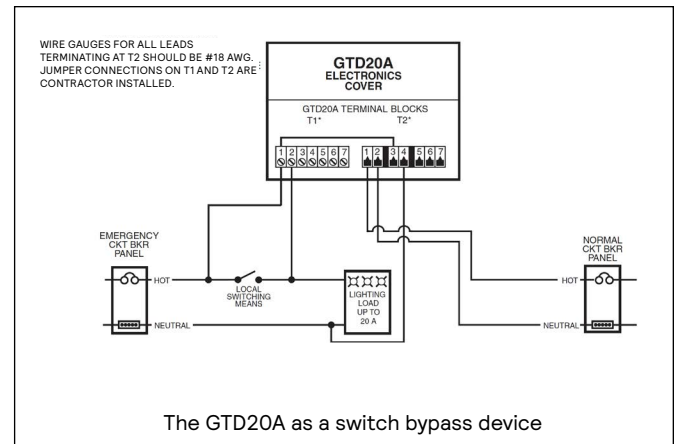
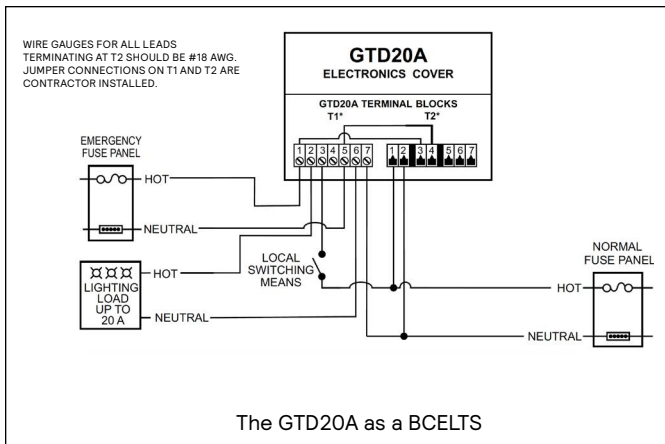
Specification

Emergency lighting shall be provided by using existing lighting loads equipped with a Bodine GTD20A lighting relay control device. The device shall be capable of bypassing the local switching means when normal utility power has been lost. The device shall consist of relay switching circuitry, a test switch, a normal power indicator light and an alternate power indicator light contained in one 9" x 6" x 3.5" enclosure; shall sense normal power at 120 through 277 VAC, 50/60 Hz; shall be rated for 120 through 277 VAC, 50/60 Hz at up to 20 amps of

lighting load; shall draw 45 mA and 4.0 Watts during normal sensing operation; shall transfer in 55ms and shall comply with the current NEC. The device shall be UL Listed for field installation in indoor or damp locations and shall be warranted for a full five years from date of purchase.

Warranty

The GTD20A generator transfer device is warranted for five (5) full years from date of purchase. Please see detailed warranty information on our web site.



© 2021 Signify Holding. All rights reserved. The information provided herein is subject to change, without notice. Signify does not give any representation or warranty as to the accuracy or completeness of the information included herein and shall not be liable for any action in reliance thereon. The information presented in this document is not intended as any commercial offer and does not form part of any quotation or contract, unless otherwise agreed by Signify.

Signify North America Corporation
200 Franklin Square Drive,
Somerset, NJ 08873
Telephone 855-486-2216

Signify Canada Ltd.
281 Hillmount Road,
Markham, ON, Canada L6C 2S3
Telephone 800-668-9008

All trademarks are owned by Signify Holding or their respective owners.