



Sinusoidal (Sine Wave) Output
 250 VA Output Power Maximum
 Automatic Output Voltage Select
 Automatic Dimming (0 to 10V) of Connected Load (maximum 800 W*)

Project: _____
 Location: _____
 Cat.No: _____
 Type: _____
 Qty: _____
 Notes: _____

Product order number:
 ELI250I2UO30AD2

12 NC number:
 913702485501

Specifications

UL Listed for US and Canada

Listed to UL924 and tested to CSA 22.2, No. 141
 For Field Installation (Indoor and Damp)

Maximum Output Power

250 VA

Maximum Connected Load Power

800 W*

Illumination Time

90 Minutes

AC Input Voltage

120 VAC, 60 Hz or 277 VAC, 60 Hz

AC Input Current, (battery charging)

1000 mA Max, 120Vac or
 360 mA Max, 277Vac

Battery: 2 ea. required

12V (nominal), 35Ah
 Maintenance-Free Sealed Lead Acid Battery

Recharge Time

24 Hours

Charging Indicator Light / Test Switch

Integrated LED Test Switch

Output Voltage, Automatically Selected

120 VAC +/- 10%, or 277 VAC +/- 10%

Output Frequency

60 Hz, ± 5%

Transfer Time

2 to 5 seconds

Temperature Rating (Ambient)

68° F to 86° F (20° C to 30° C)

Dimensions

12.0" H x 12.5" W x 10.0" D
 (317mm x 305mm x 254mm)

Weight

Enclosure and Electronics only: 16 lbs. (7.26 Kg)

Batteries: 23.15 lbs. ea. (10.5 kg)

Batteries total: 46.3 lbs. (21 kg)

Warranty

5 Years (not including batteries)

3 Year Battery warranty,

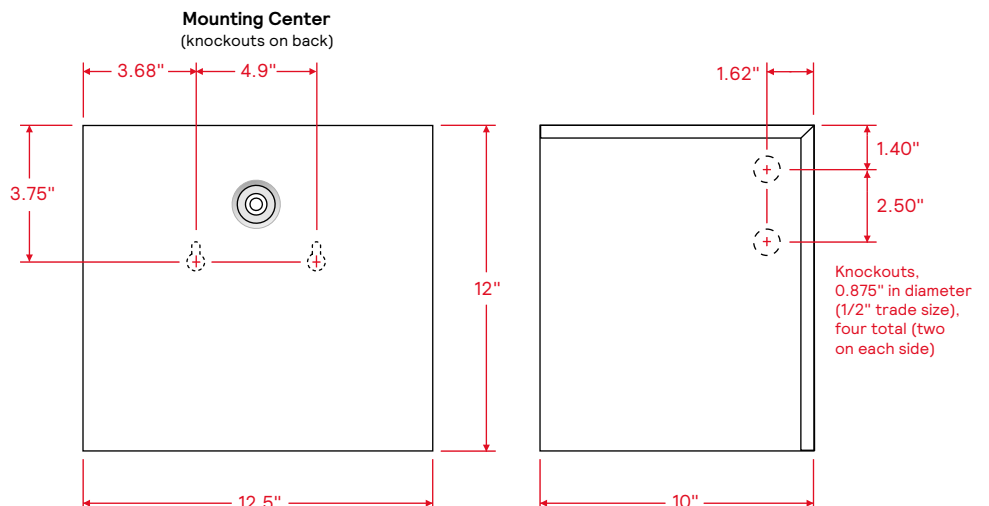
plus 7 years additional pro-rating



Benefits

- Automatic output voltage select
- Automatic dimming (0 to 10V) of connected load
- Automatic code-compliant testing (Self-testing)
- Automatic load monitoring after commissioning (new UL 924 requirement)
- Meets CEC Title 20 (California Energy Commission) efficiency standards.
- Works with LED and fluorescent fixtures
- Ideal for (but not limited to) screw-base LED lamps
- Compatible with AC (line voltage) driven TLED lamps
- Remote-mounting up to 1,000 feet maximum
- 2-hour emergency run-time version available

Dimensions



* Note: A total connected load of 800W is only possible with very specific loads that have been tested at the factory. Other loads rated at this maximum power level may be possible, but they should be pre-tested at the factory or by the local electrical shop before specification or field installation.

ELI-S-250

Sinusoidal dimmable emergency backup inverter

Application

The Bodine ELI-S-250 Emergency Lighting Inverter works in conjunction with fluorescent, LED, or incandescent fixtures to create an emergency lighting system. The ELI-S-250 operates at a maximum output power of 250 VA. It allows the connected fixture(s) to be on, off, switched or dimmed without affecting emergency operation. Each unit consists of two sealed lead acid batteries, charger and electronic circuitry in one steel case. The ELI-S-250 provides power to the input side of the fixture, including the AC ballast/driver, and can be used with indoor or outdoor emergency fixture applications. The ELI-S-250 is NOT suitable for use with HID lighting nor is it rated for outdoor mounting location.

Operation

Upon failure of normal power, the ELI-S-250 begins providing emergency power to the connected lighting load for a minimum of 90 minutes. A low voltage disconnect circuit protects the inverter batteries from damage by deep discharge during prolonged power failures. When normal power is restored, the ELI-S-250 automatically returns to charge mode. The battery capacity is fully restored in 24 hours.

Installation

The ELI-S-250 does not affect normal fixture operation and may be used with a switched or unswitched fixture. It can be installed in close proximity to the fixture or remote from the fixture (using suitable wiring).

Commissioning

The ELI-S-250 requires initial calibration as part of the full product installation in order to accurately monitor the load for changes (new UL 924 requirement). See installation instructions for details.

Dimming

The ELI-S-250 features a dimming control output of 0-10 volts. This dimming capability allows a string of multiple fixtures to be driven in emergency mode at a combined 250 VA maximum. For example, fifteen 40W (input) LED fixtures may be connected to one ELI-S-250 and automatically dimmed for emergency operation to 40% of normal power input, providing each LED fixture with approximately 16W of input power. See diagram below. * The emergency mode output dimming voltage is automatically controlled by the ELI-S-250 electronic circuitry to maintain 250 VA output throughout the emergency event. The ELI-S-250 passes the normal room dimming control voltage (0 to 10V) where used, in the normal (non-emergency) mode so normal dimming operation of the connected fixtures is not affected.

Specification

Emergency lighting shall be provided by using a standard fixture or group of fixtures powered with a Bodine ELI-S-250. Each ELI-S-250 unit consists of two maintenance-free Sealed-Lead-Acid batteries, and electronic battery charging and output generation circuitry contained in one 12.0"H x 12.5"W x 10.0"D metal case. The ELI-S-250 unit shall be capable of powering any combination of dimmable fluorescent and/or LED lighting fixtures rated at a total of 800W input power at 20°C to 30°C for a minimum of 90 minutes by the use of 0 to 10v dimming control, utilized to reduce the input of said luminaires to a total of 250 VA input power during Emergency operation, regardless of local switch or dimmer position. The ELI-S-250 shall allow the connected fixture(s) to be on, off, switched or dimmed without affecting emergency operation. The ELI-S-250 unit shall exceed emergency standards set forth by the current NEC and CEC. It shall be UL Listed for the US and Canada, suitable for damp locations, and warranted for five years from date of manufacturing.

Emergency Illumination

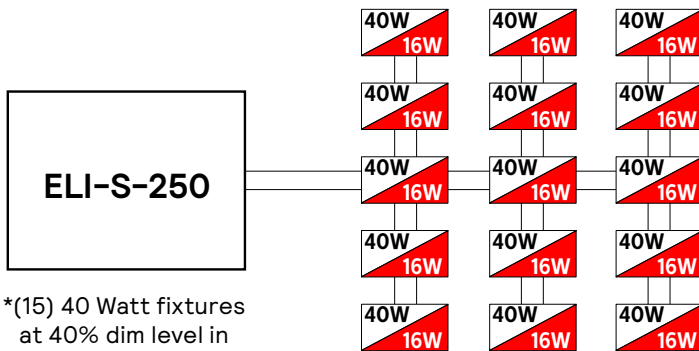
The ELI-S-250 supports 250 VA of emergency power for a minimum of 90 minutes.

Code Compliance

The ELI-S-250 has been tested by Underwriters Laboratories in accordance with the standards set forth in UL 924, "Emergency Lighting and Power Equipment". The ELI-S-250 is UL Listed for field installation. Emergency illumination time exceeds the National Electrical Code (NEC), Life Safety Code (NFPA-LSC), National Building Code of Canada (NBC), National Fire Code of Canada (NFC) and UL 90-minute requirements.

Warranty

The ELI-S-250 is warranted for five (5) years from the date of manufacture. This warranty excludes the batteries, which have a warranty of three (3) years with an additional seven (7) year pro-rated warranty. This warranty covers only properly installed Bodine ELI-S-250 emergency units used under normal conditions. For the warranty period, Bodine Emergency Lighting will, at its option, repair or replace without charge a defective inverter provided it is returned to the factory transportation prepaid on inspection will be conducted to determine if the unit is defective under the terms of the warranty. Repair or replacement, as stated above, shall constitute the purchaser's exclusive warranty, which does not extend to transportation, installation, labor or any other charges; nor does it apply to any equipment of another manufacturer used in conjunction with the inverter.



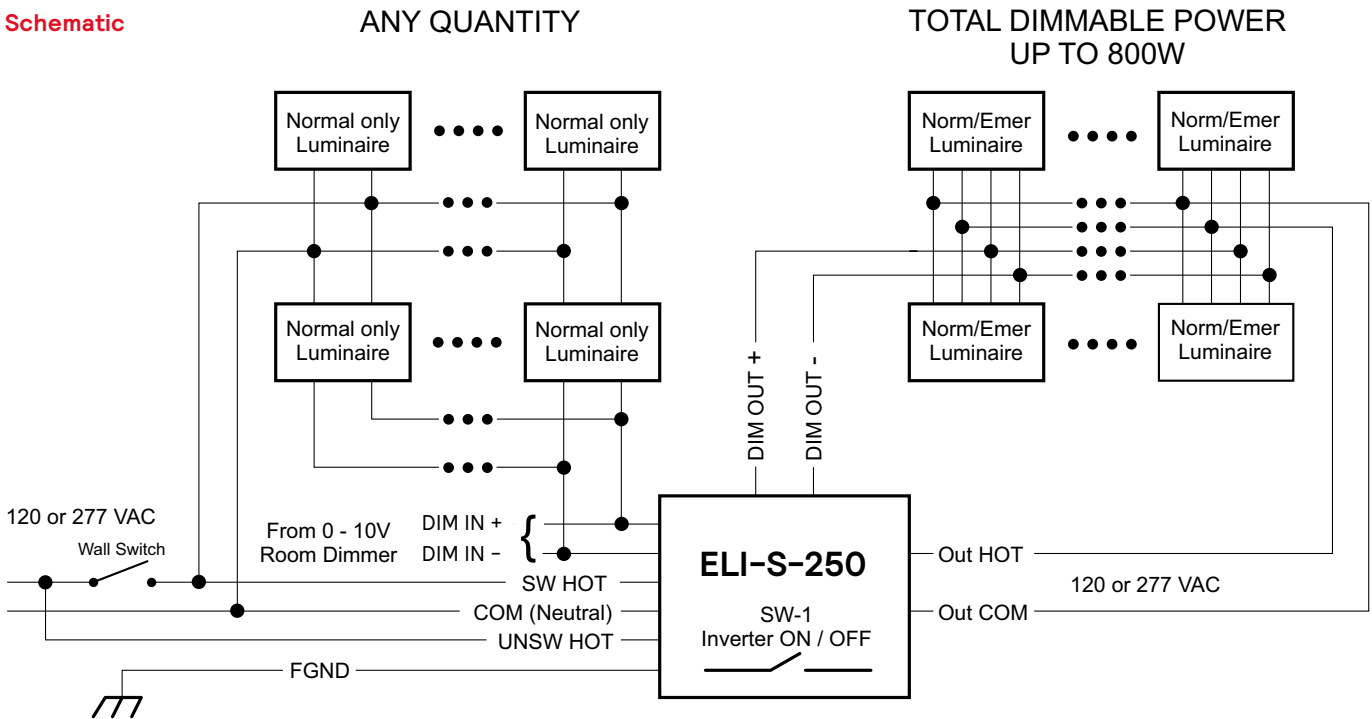
*(15) 40 Watt fixtures at 40% dim level in emergency mode



ELI-S-250

Sinusoidal dimmable emergency backup inverter

Schematic



Ordering Guide

example: ELI250I2UO30AD2

Product Category	VA	Case	Input Voltage	Temperature	Type/Harness	Generation
ELI	250	I2	U	O 30	AD	2
ELI Emergency Lighting Inverter	250	I2 (see page 1 for case dimensions)	U 120-277V	O Min. Temp. 20°C 30 Max. Case Temp. 30°C	AD Automatic dimming	2 Gen 2



© 2021 Signify Holding. All rights reserved. The information provided herein is subject to change, without notice. Signify does not give any representation or warranty as to the accuracy or completeness of the information included herein and shall not be liable for any action in reliance thereon. The information presented in this document is not intended as any commercial offer and does not form part of any quotation or contract, unless otherwise agreed by Signify.

Signify North America Corporation
400 Crossing Blvd, Suite 600
Bridgewater, NJ 08807
Telephone: 855-486-2216

Signify Canada Ltd.
281 Hillmount Road,
Markham, ON, Canada L6C 2S3
Telephone: 800-668-9008

All trademarks are owned by Signify Holding or their respective owners.