


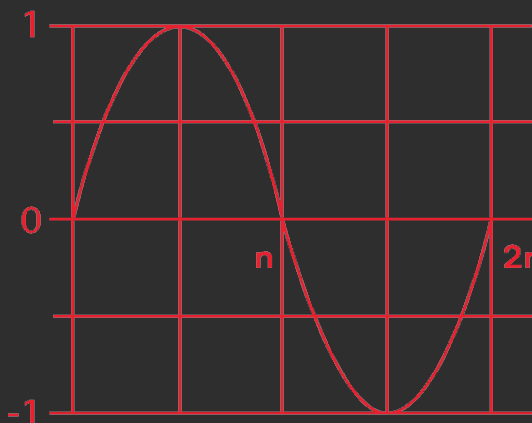
## Why do you need a microinverter?

**Bodine's Emergency Lighting Microinverters** are a perfect fit in a distributed emergency lighting systems where emergency LED drivers cannot be used, such as with Type B TLEDs, integral-base lamps, or luminaires with drivers integral to the LED array (e.g. flat panels or UFO high-bays).

Bodine Inverters offer flexible and dependable emergency lighting with:

- **Exceptional Compatibility:** Compatible with a wide range of lighting fixtures and systems
- **Long-Distance Remote Installation:** Install lights up to 100 feet<sup>1</sup> away from the inverter
- **Pure Sinusoidal Output Voltage:** Ensures high-quality power for reliable operation
- **90-Minute Backup Power:** Meets NFPA® 101® Life Safety Code® standards for emergency lighting

Bodine inverters<sup>2</sup> feature a sinusoidal output waveform that provides clean power. It is the same power as is produced by the electric utilities and is characterized by very low harmonic distortion. Our sinusoidal waveform assures compatibility with virtually all lighting loads.



1. Distances greater than 100 feet are possible. Contact the factory for guidance.

2. The BTB15D has a modified sinusoidal output voltage to be compatible with phase-cut Type B TLEDs.

# Inverters for Emergency Lighting

For more information, including ordering codes and additional product features and details, please see [www.bodine.com/inverter](http://www.bodine.com/inverter).



## ELI-S-10

- 10 VA max pure sinusoidal output
- Auto select 120 or 277 VAC output
- Compact form factor
- Auto-dim (0-10V) up to 50 VA Max
- CEC Title 20 compliant input



## BTB15D

- Phase-cut sinusoidal output for dimable Type B lamps
- 15 W max rated lamp load
- Compact form factor
- Meets CEC Title 20 compliant



## ELI-S-25

- Pure sinusoidal output
- 25 VA max
- Auto-dim (0-10V) up to 200 VA
- CEC Title 20 compliant input
- Automatic Self-Testing



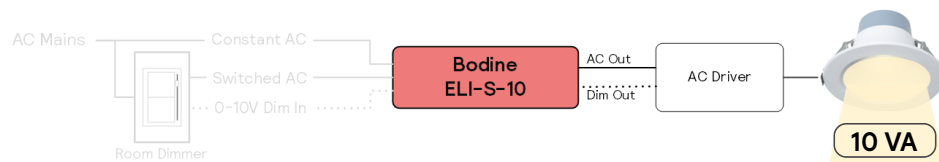
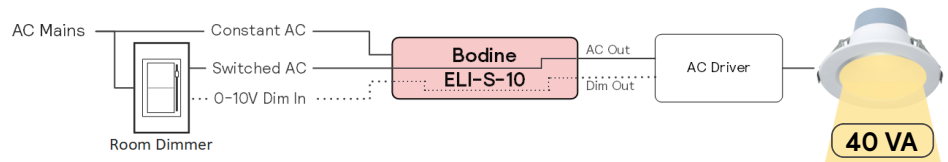
## ELI-S-50

- Pure sinusoidal output
- 50 VA max
- Auto-dim (0-10V) up to 320 VA
- CEC Title 20 compliant input
- Automatic Self-Testing

## Auto-Dim Explained:

Bodine's patented automatic dimming circuit (Auto-Dim) allows the emergency lighting load to exceed the inverter's capacity while in the AC mode but, when in the emergency mode, reliably provide lighting up to the inverters rated output.

When under normal power, local lighting control is maintained. The inverter passes the dimming signal from the room controls to the normal/emergency luminaires.



During a power failure, the inverter creates AC voltage from its battery pack and it takes control of the 0-10V dimming signal, bringing the luminaires power in the emergency mode to the inverter's maximum output rating.

Is a room dimmer required for Auto-Dim? Not at all! To take advantage of Auto-Dim, you need only to connect your 0-10V dimming drivers to the inverter Dim Out connections. Dim In is optional.

In this example, the Normal/EM Luminaire has a total max power of 40 VA while in the normal AC mode. When in the emergency mode, the Auto-Dim circuit uses the DIM Out signal to reduce the power needs of the luminaire to only 10 VA. **Please note**, this example shows ideal conditions. Inefficiencies and other factors may reduce the total max load possible. See <https://www.signify.com/en-us/brands/bodine/application-solutions/auto-dim> and the specific product spec for more details.

