



The Advance Xitanium range of downlight LED drivers is designed to provide OEMs with ultimate flexibility. These models are compatible with standard 0-10V dimming systems to deliver reliably smooth dimming performance down to a minimum of 1%. Enabled with SimpleSet technology, these drivers offer the needed flexibility and performance for the application with precise tuning of drive currents, selectable dimming curves and adjustable minimum dimming levels. The drivers' wide operating windows, compact size and simple current adjustability allow luminaire manufacturers to easily design downlight fixtures with desired lumen levels to suit the application.

### Specifications

Input Voltage (Vac)	Output Power (W)	Output Voltage (V)	Output Current (A)	Efficiency@ Max Load and 75°C Case	Max Case Temp. (°C)	Input Current (A)	Max. Input Power (W)	THD @ Max Load (%)	Power Factor @ Max Load	Surge Protection (Combi-Wave, KV)	Envir. Protection Rating	Driver Type
120	25	18 - 36 Class 2 Output	0.1 - 1.0	84	Life-80°C UL-90°C	0.25	31	<10%	>0.95	2.5	UL damp & dry	Constant Current
277				86		0.11		<15%				

### Wiring Diagram



Dimming	Dimming Range (with specified dimmers)	Minimum Output Current (A)	Other Comments
0-10V Analog Class 1 or Class 2 Wiring	1% ~ 100% (for output current range 0.3-1.0A)	0.003	Dimming source current: 150 µA

#### WARNING:

Install in accordance with national and local electrical codes. Use 18AWG solid or tinned stranded copper wire.

The field-wiring leads or push-in terminals shall be fully enclosed.

#### GROUNDING:

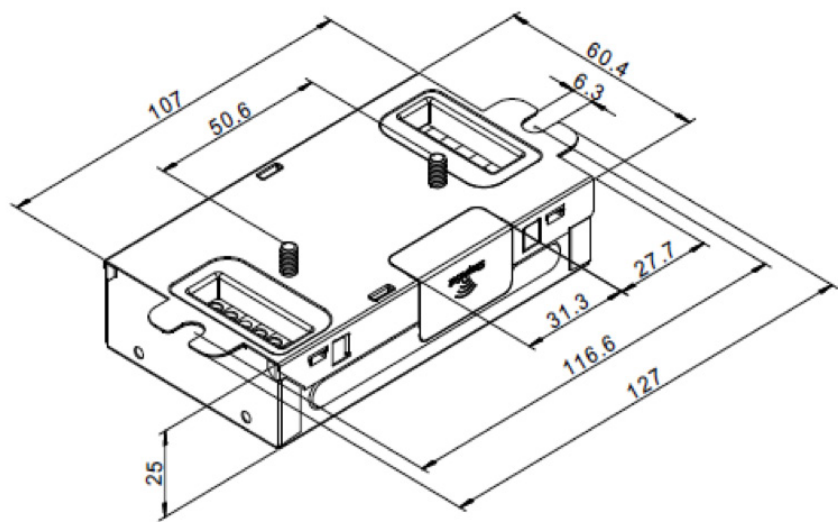
Driver case must be grounded.

# Xitanium    XI025C100V036DSM1    XI025C100V036DSM5

25W 0.1-1.0A 36V 0-10V INT (1% dim) with SimpleSet

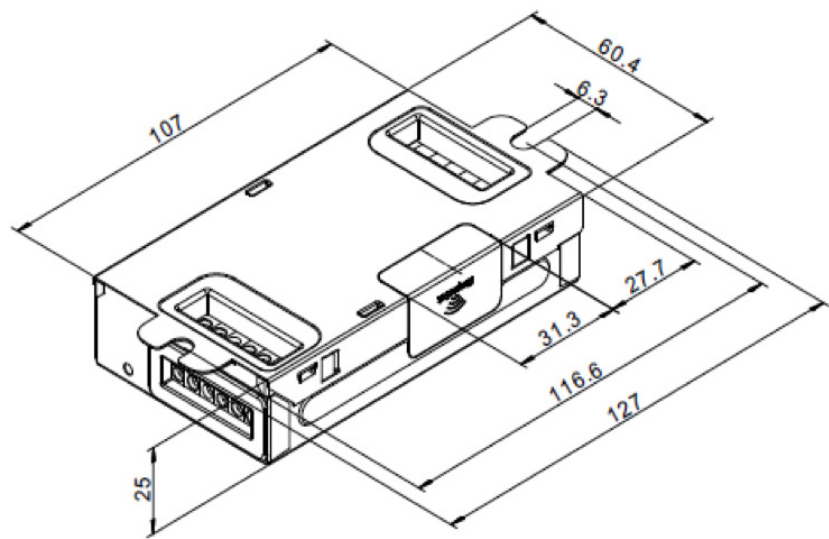
## Enclosure

XI025C100V036DSM1 (bottom entry)



	In. (mm)
Case Length	4.21 (107.00)
Case Width	2.38 (60.4)
Case Height	0.98 (25.00)
Mounting Length	4.57 (116.00)
Overall Length	5 (127.00)

XI025C100V036DSM5 (side entry)



	In. (mm)
Case Length	4.21 (107.00)
Case Width	2.38 (60.4)
Case Height	0.98 (25.00)
Mounting Length	4.57 (116.00)
Overall Length	5 (127.00)

# Xitanium XI025C100V036DSM1 XI025C100V036DSM5

25W 0.1–1.0A 36V 0–10V INT (1% dim) with SimpleSet

## Features

- 50,000+ hour lifetime<sup>1</sup>
- SimpleSet programmable
- Large operating window
- 1% minimum dim level
- Compatible with Fortimo downlight modules

## Benefits

- SmartMate style housing enables easy design-in with excellent thermal performance
- Enables simple, fast, flexible application-specific configurations
- Enables fixture designs with comprehensive application coverage for various loads and lumen levels
- A single source system offer optimized for performance

## Application

- Indoor downlight applications
- Wall sconces and ceiling surface luminaires
- Offices (corridors, conference rooms, lobby areas)
- Retail, Hospitality

## Electrical Specifications

All the specifications are typical and at 25°C Tcase unless specified otherwise.

## Product Data

Order Information	
Full Product Code	XI025C100V036DSM1 [bottom entry] (Mid-Pack, 16pcs/Box), 12NC: 929000765713 XI025C100V036DSM5 [side entry] (Mid-Pack, 16pcs/Box), 12NC: 929000765813
Line Frequency	50/60Hz
Min. Mains Voltage Operational	108 Vac
Max. Mains Voltage Operational	305 Vac
Output Information	
Maximum Open Circuit Voltage	< 60Vdc, Class 2 output
Output Current Ripple (ripple = peak to average / average)	15% max @ max Iout 4% max @ Visible for stroboscopic frequency range 60Hz–3KHz
Output Current Tolerance (in the performance window)	<5%
Protections	Short Circuit, Open Circuit Protection for LED + and LED – and Temperature Foldback
Features	
0–10V Dimming	150µA source current from driver. See dim curve for detail.
AOC (Adjustable Output Current)	0.1A–1.0A via SimpleSet (Factory Default at 1.0A)
Additional SimpleSet Configurable Features	Adjustable minimum dimming level, Dimming curve selection (linear or logarithmic), Adjustable output level, Adjustable output min, OEM write protection
Environment & Approbation	
Operating Ambient Temp. Range	–20°C to +50°C
Max Case Temperature (Tcase)	80°C
Agency Approbations	UL8750, UL991, cUL, Class P (cUL)
Electromagnetic Compliance	FCC Title 47 Part 15 Class A
Audible Noise	<24dB Class A
Weight	0.44 Lbs/0.2 kgs

1. Advance Xitanium LED drivers are manufactured to engineering standards correlating to a designed and average life expectancy of 50,000 hours of operation at maximum rated case temperature. Minimum 90% survivals based on MTBF modeling.

# Xitanium XI025C100V036DSM1 XI025C100V036DSM5

25W 0.1-1.0A 36V 0-10V INT (1% dim) with SimpleSet

## Electrical Specifications

All the specifications are typical and at 25°C Tcase unless specified otherwise.

## 0-10V Dimming Curve

Dimming source current from the driver: 150μA (@ 0<Vdim<8V)

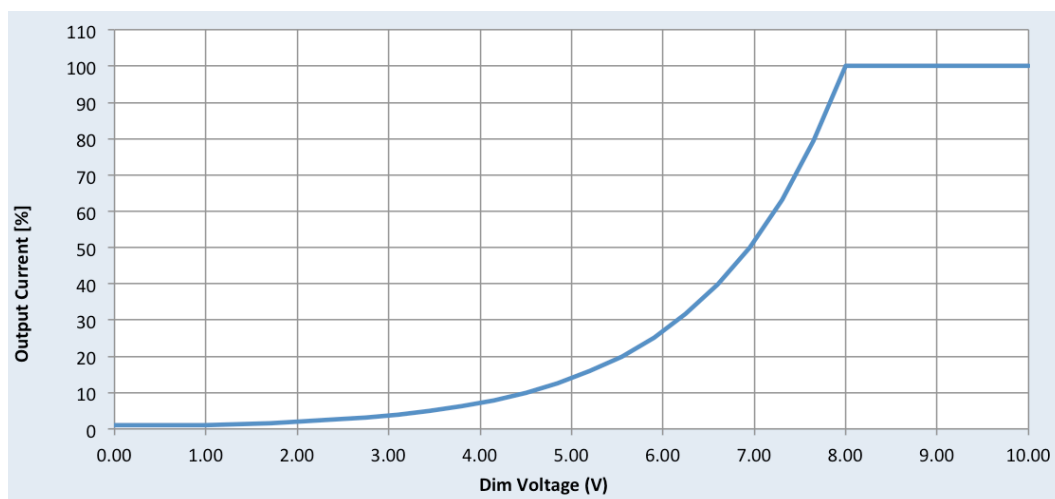
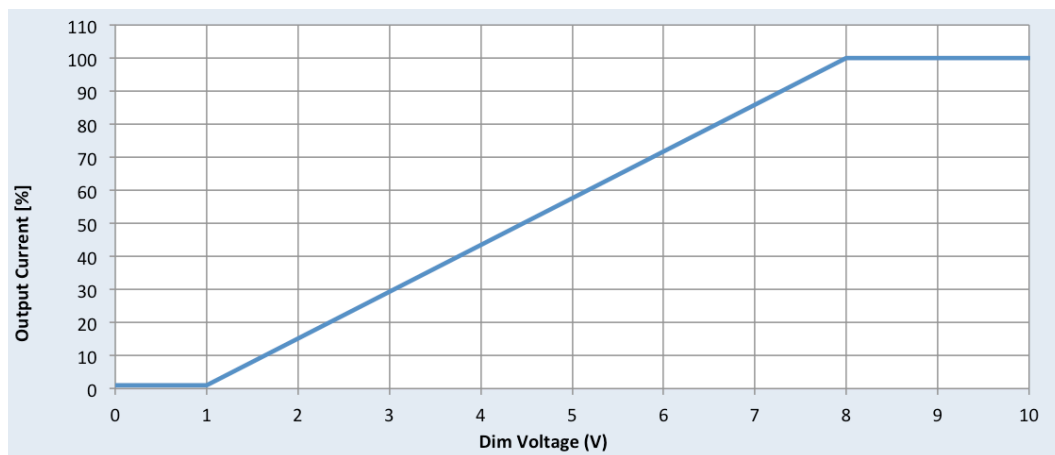
Minimum dim level: 1% of Iout (minimum 300mA)

Maximum output voltage on the dimming wires: 12V

The dimming lead leakage current is 0.01mA. The maximum number of drivers that can be connected in parallel to one dimming control circuit is based on this dimming lead leakage current and the calculation is described in the corresponding Design-in Guide.

## Approved Dimmer List

Manufacturer	Manufacturer Part Number
Lutron	Visit <a href="http://www.lutron.com/advance">www.lutron.com/advance</a> for a list of dimmers (Mark VII) that will work with this driver
Leviton	IllumaTech IP7 series
Advance	Sunrise - SR1200ZTUNV



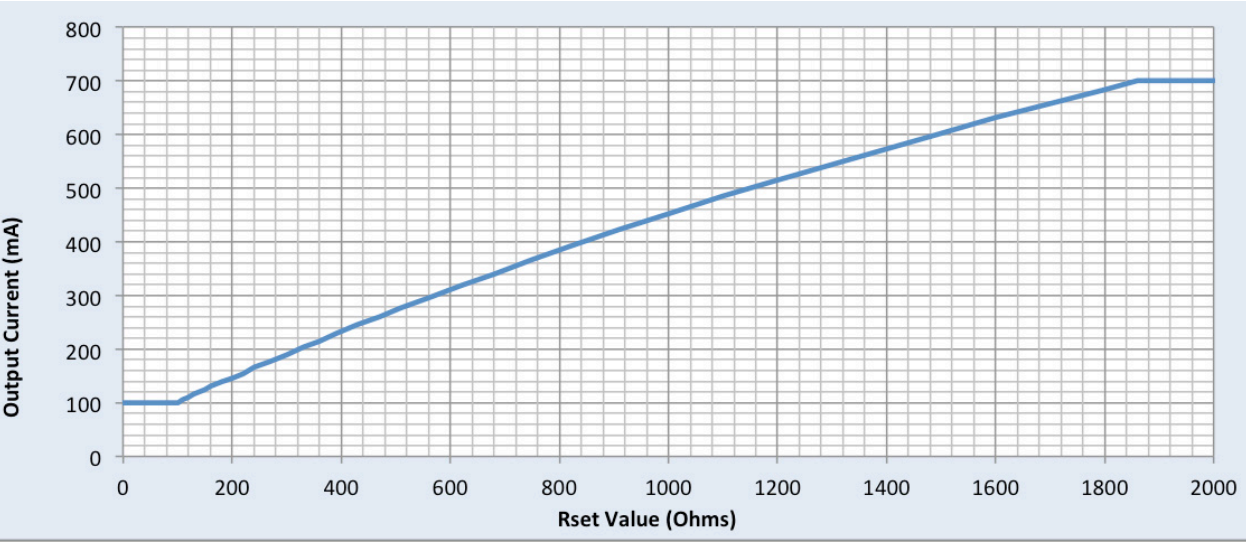
# Xitanium    XI025C100V036DSM1    XI025C100V036DSM5

25W 0.1-1.0A 36V 0-10V INT (1% dim) with SimpleSet

## Electrical Specifications

All the specifications are typical and at 25°C Tcase unless specified otherwise.

## AOC (Adjustable Output Current) Settings (Rset)



Rset (Ohms)	Current (mA)	Rset (Ohms)	Current (mA)
1	100	620	318
100	100	680	340
110	105	750	368
120	111	820	392
130	116	910	422
150	125	1000	452
160	130	1100	485
180	138	1200	515
200	146	1300	545
220	155	1500	602
240	166	1600	632
270	176	1800	684
300	190	2000	733
330	204	2200	780
360	215	2400	823
390	228	2700	883
430	245	3000	941
470	261	3350	1000
510	277	3600	1000
560	297	3900	1000

## Notes

1. Current is set via a resistor between Rset2 and SGND leads.
2. Any through-hole or SMD resistor with >0.25W and >20V can be used as Rset.
3. Driver will default to 1000mA when Rset is left open.

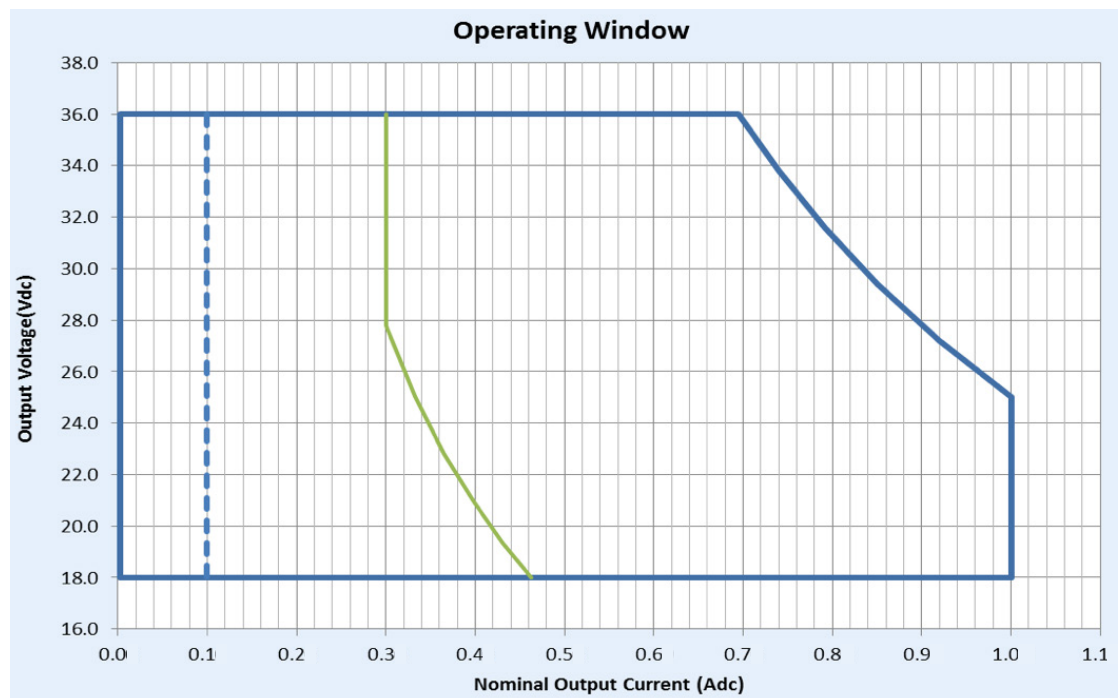
# Xitanium XI025C100V036DSM1 XI025C100V036DSM5

25W 0.1–1.0A 36V 0–10V INT (1% dim) with SimpleSet

## Electrical Specifications

All the specifications are typical and at 25°C Tcase unless specified otherwise.

## Driver Output Window



## Notes

1. Factory default output current is 1.0A.
2. For dimming to a minimum level of 1% the output current setting through AOC should be  $\geq 0.3A$ .

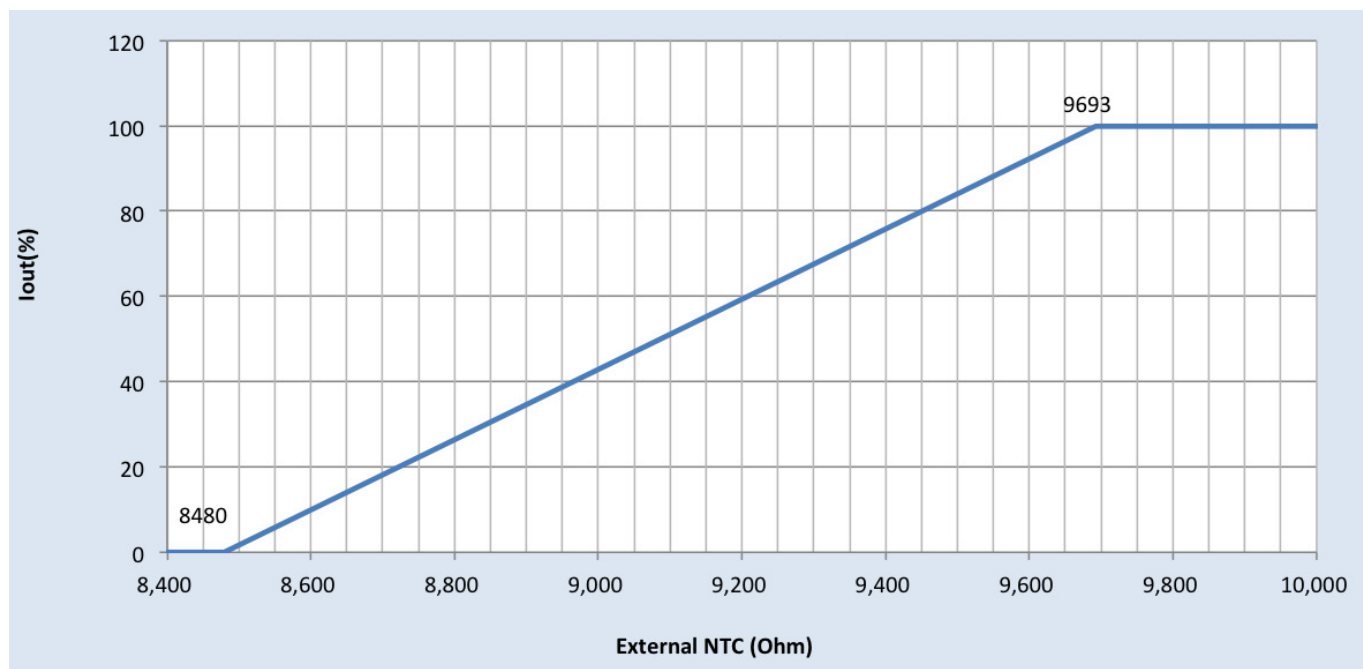
# Xitanium XI025C100V036DSM1 XI025C100V036DSM5

25W 0.1-1.0A 36V 0-10V INT (1% dim) with SimpleSet

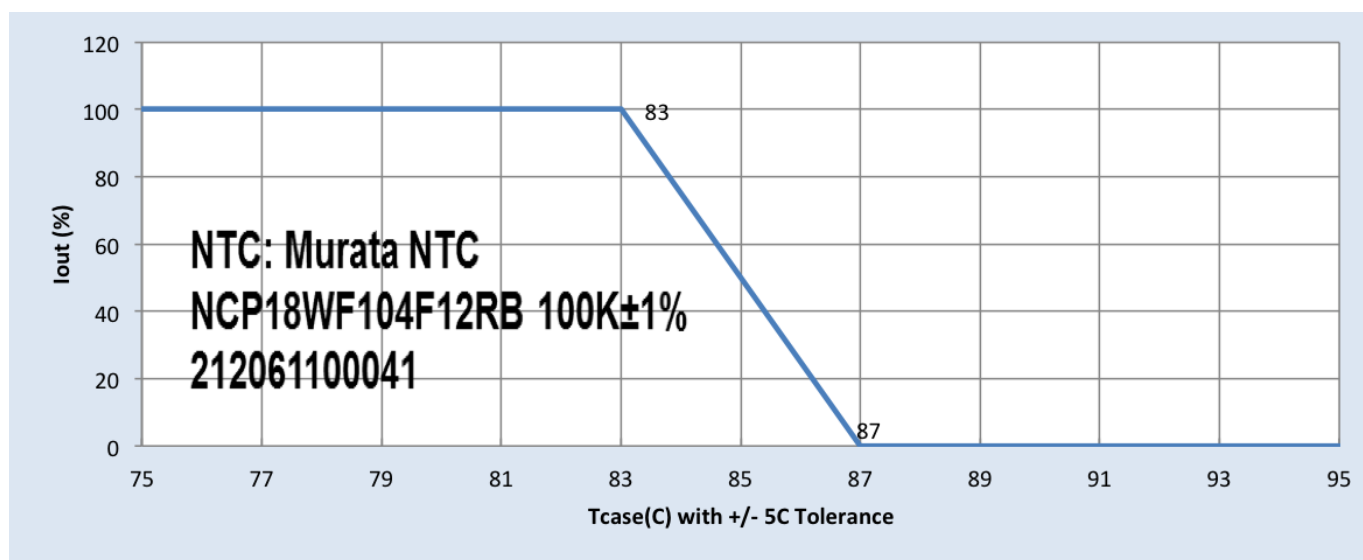
## Electrical Specifications

All the specifications are typical and at 25°C Tcase unless specified otherwise.

### Output Current Vs. External NTC Resistance



### Output Current Vs. LED Module Temperature using 100kohm NTC



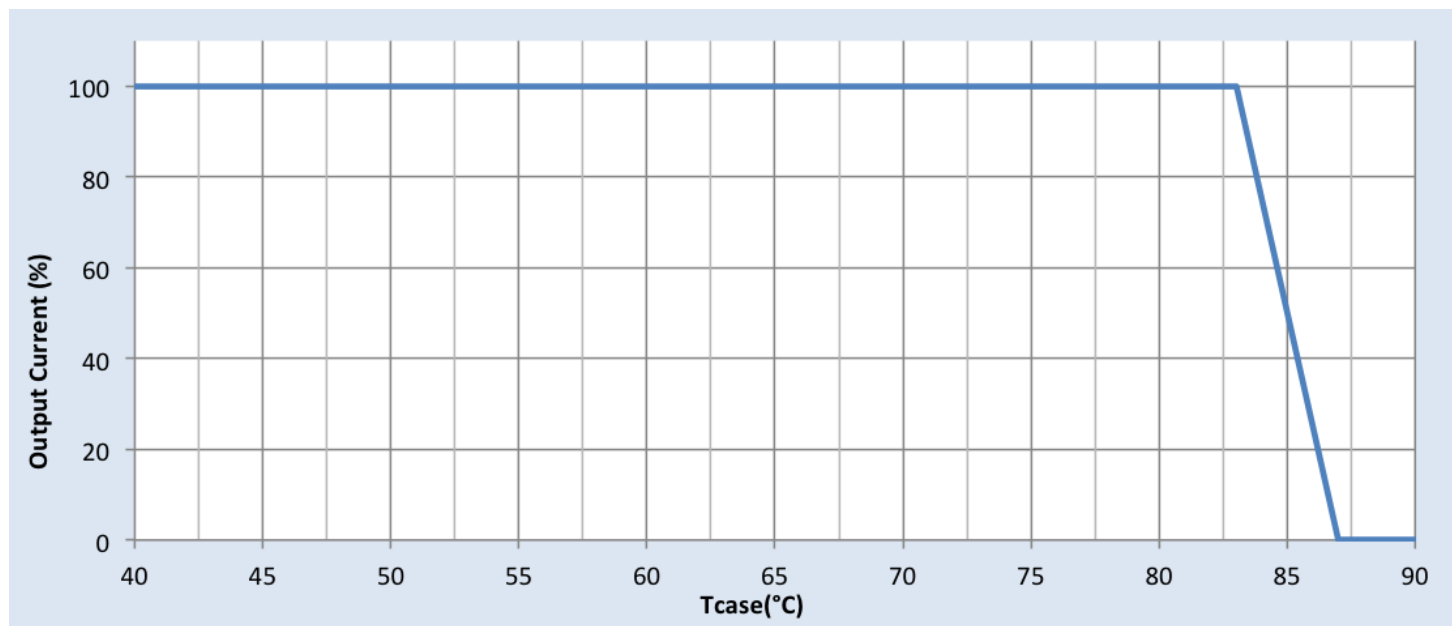
# Xitanium XI025C100V036DSM1 XI025C100V036DSM5

25W 0.1–1.0A 36V 0–10V INT (1% dim) with SimpleSet

## Electrical Specifications

All the specifications are typical and at 25°C Tcase unless specified otherwise.

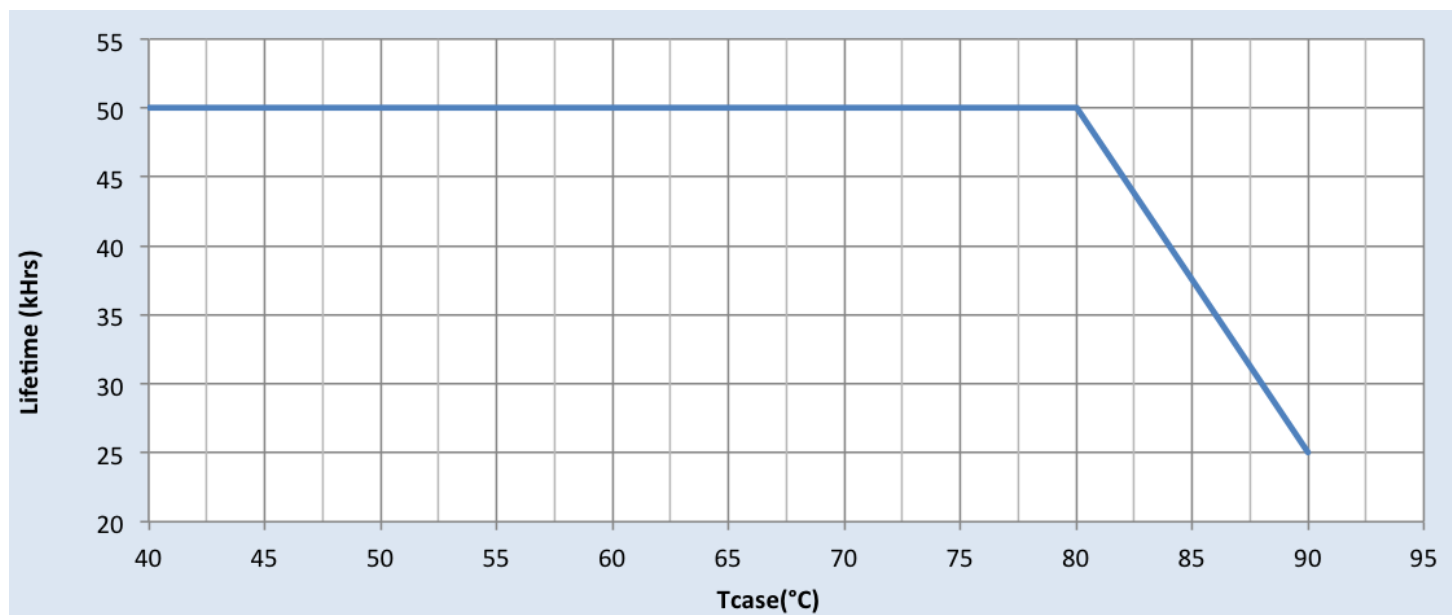
## Output Current Vs. Driver Case Temperature



## Note

There is ±5°C tolerance on the driver case temperature.

## Driver Lifetime vs. Driver Case Temperature





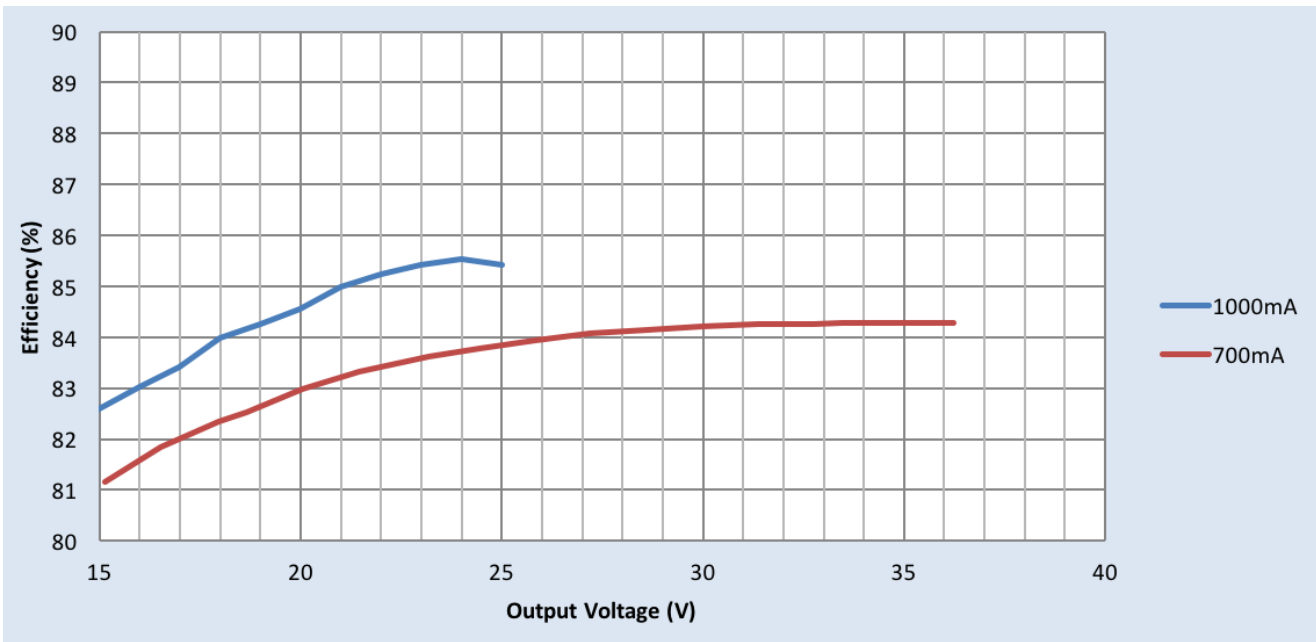
# Xitanium    XI025C100V036DSM1    XI025C100V036DSM5

25W 0.1-1.0A 36V 0-10V INT (1% dim) with SimpleSet

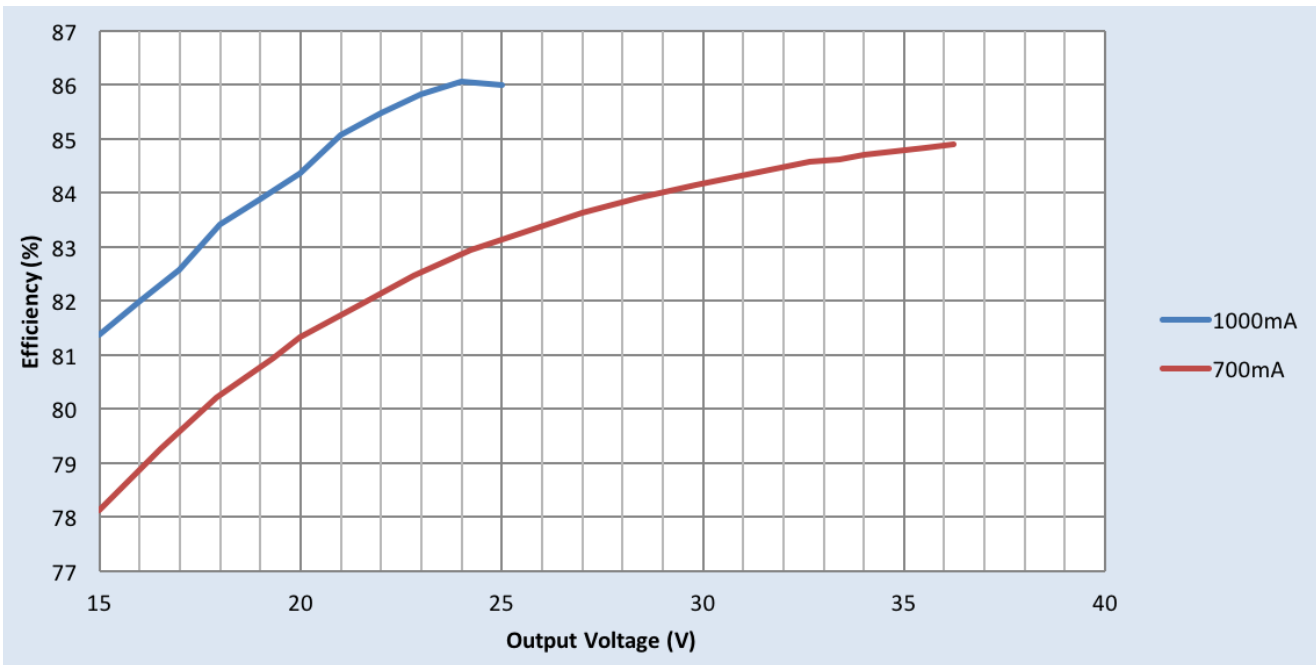
## Performance Characteristics

Based on measurements on a typical sample at 70°C case. The accuracy of the measurements is within the tolerance of the measurement instruments.

### Efficiency Vs. Output Voltage at 120Vac



### Efficiency Vs. Output Voltage at 277Vac



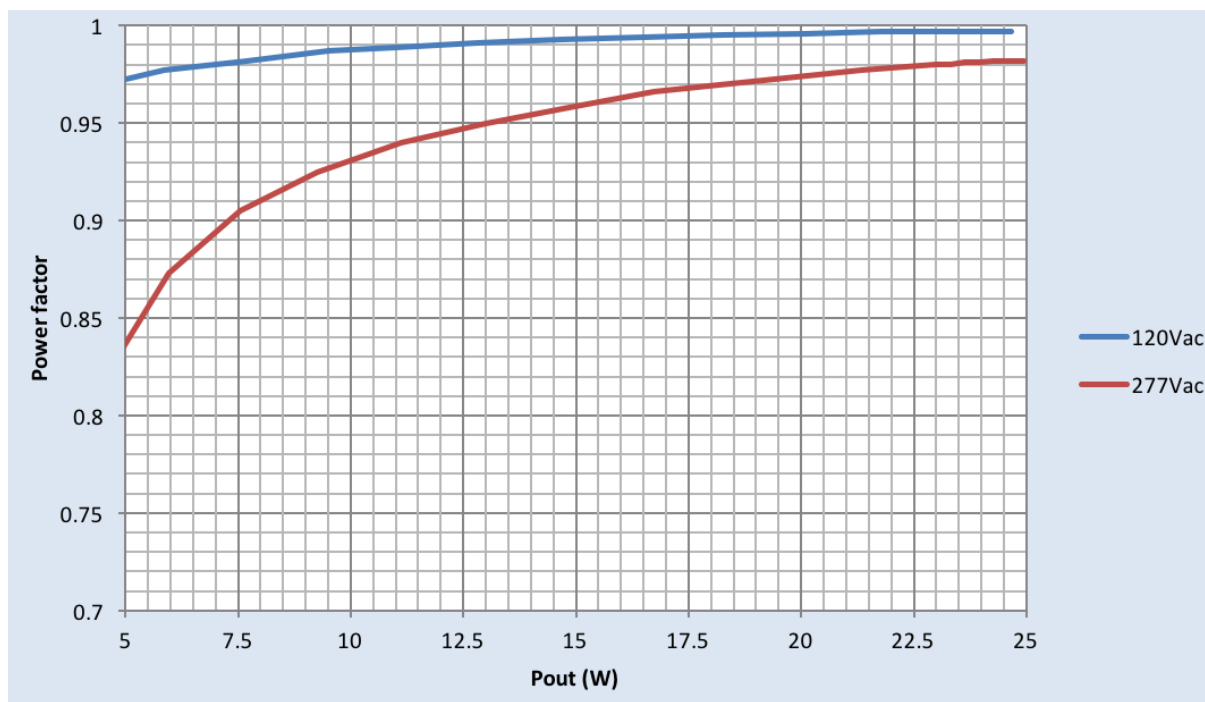
# Xitanium XI025C100V036DSM1 XI025C100V036DSM5

25W 0.1-1.0A 36V 0-10V INT (1% dim) with SimpleSet

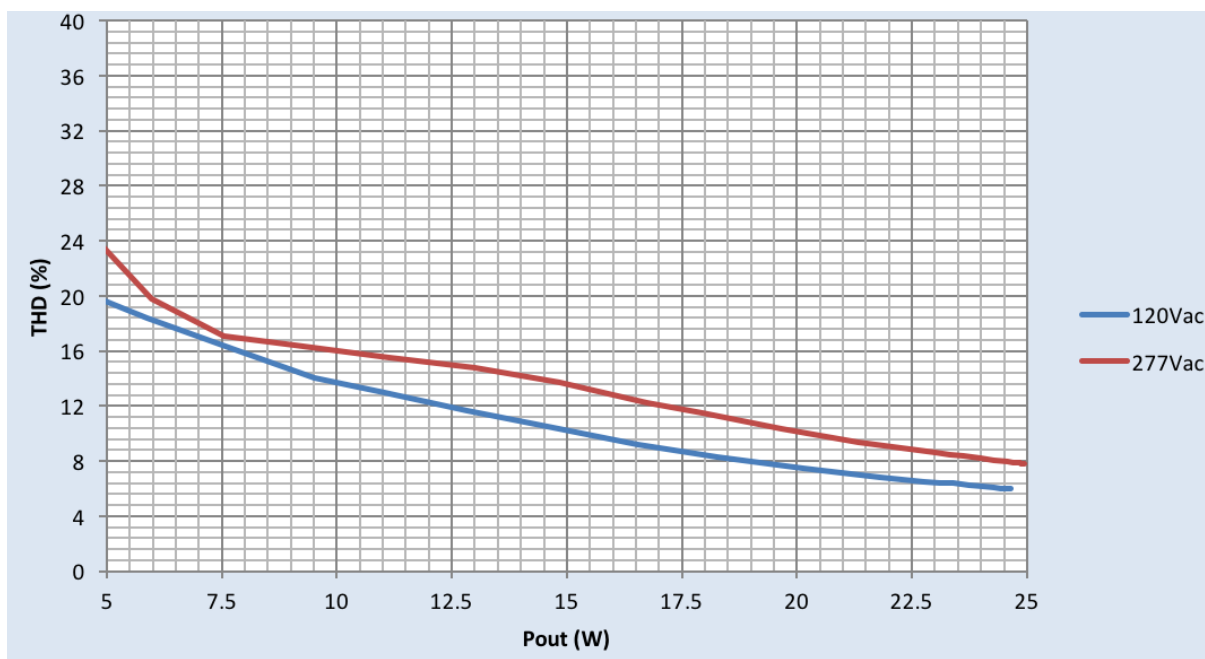
## Performance Characteristics

Based on measurements on a typical sample at 70°C case. The accuracy of the measurements is within the tolerance of the measurement instruments.

### Power Factor Vs. Output Power



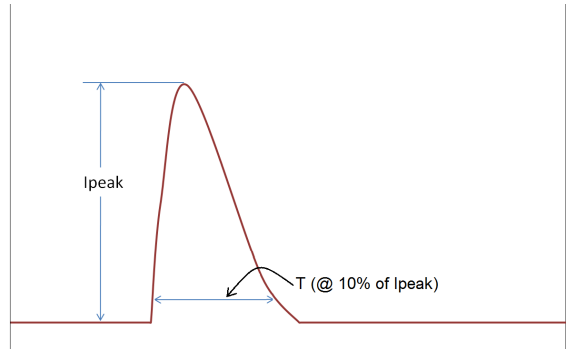
### Total Harmonic Distortion (THD) Vs. Output Power



# Xitanium XI025C100V036DSM1 XI025C100V036DSM5

25W 0.1–1.0A 36V 0–10V INT (1% dim) with SimpleSet

## Inrush Current Info



V <sub>in</sub>	I <sub>peak</sub>	T (@ 10% of I <sub>peak</sub> )
120 Vrms	11A	240μS
277 Vrms	25A	240μS

Inrush current is measured at peak of the corresponding line voltage.  
Source impedance per NEMA 410.

## Lightning Surge Info

ANSI Surge Type	Differential Mode (L-N)	Common Mode (L-G, N-G, L&N-G)
100kHz Ring Wave (w/t 30Ω)	2.5KV	2.5KV

## Isolation

Isolation	Input	Output	0-10V	Enclosure
Input	NA	2xU+1kV	2.5kV	2xU+1kV
Output	2xU+1kV	NA	2.5kV	2xU+1kV
0-10V	2.5kV	2.5kV	NA	2xU+1kV
Enclosure	2xU+1kV	2xU+1kV	2xU+1kV	NA

U = Max working voltage

The information presented in this document is not intended as any commercial offer and does not form part of any quotation or contract.



© 2019 Signify Holding. All rights reserved. This document contains information relating to the product portfolio of Signify which information may be subject to change. No representation or warranty as to the accuracy or completeness of the information included herein is given and any liability for any action in reliance thereon is disclaimed. All trademarks are owned by Signify Holding or their respective owners.

Signify North America Corporation  
200 Franklin Square Drive,  
Somerset, NJ 08873  
Telephone 855-486-2216

Signify Canada Ltd.  
281 Hillmount Road,  
Markham, ON, Canada L6C 2S3  
Telephone 800-668-9008